



# My Home Learning Journal

Week Beginning: 8<sup>th</sup> June

By

---

(Draw a picture of where you live e.g. house, flat, bungalow)



## Websites to use at home

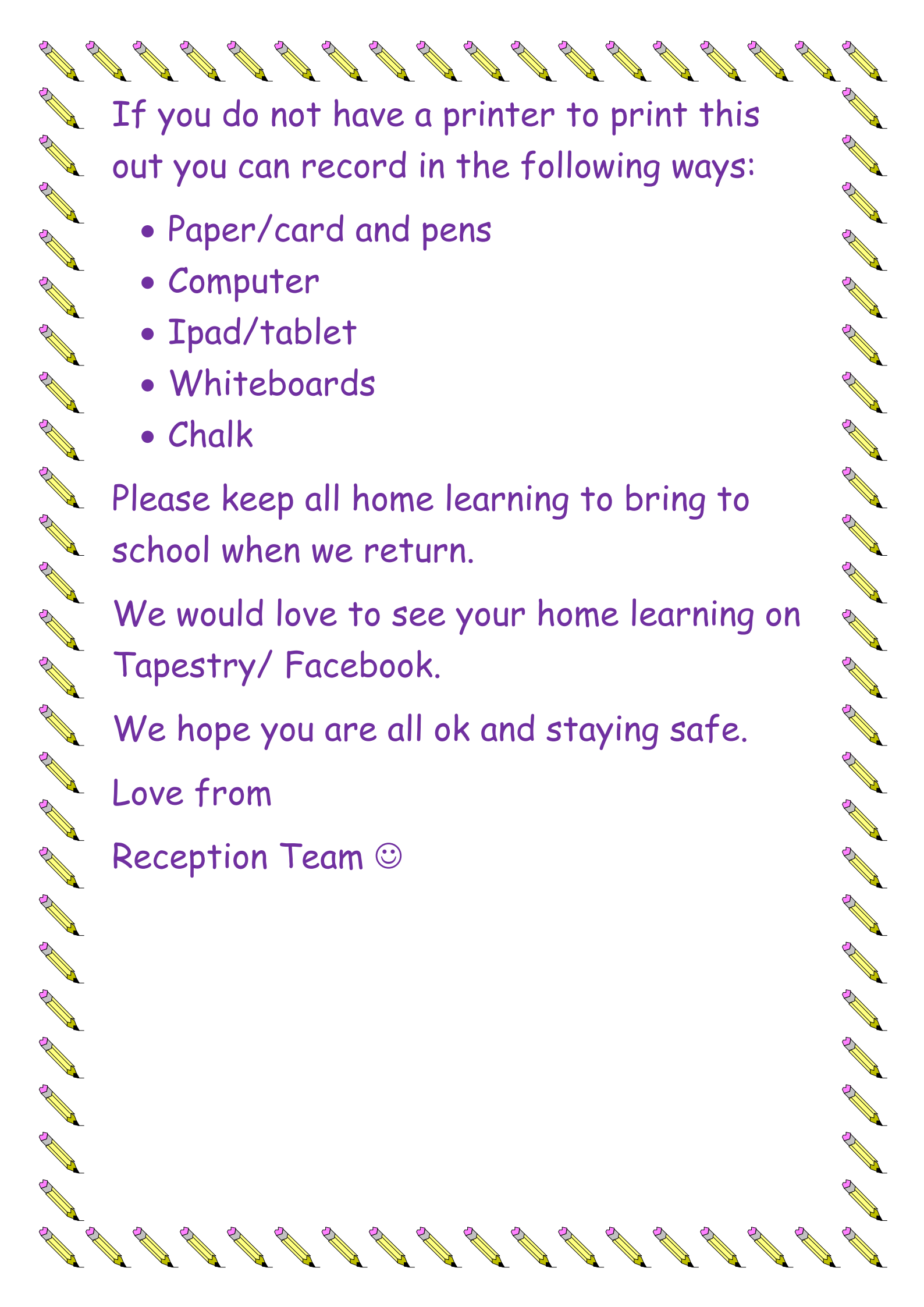
- [www.phonicsplay.co.uk](http://www.phonicsplay.co.uk) (use the free phonics play and use phase and 3 games depending on their phonic group)
- <https://www.topmarks.co.uk/learning-to-count/gingerbread-man-game> (matching, counting, ordering)
- <https://www.ictgames.com/mobilePage/hfwBingo/index.html> (high frequency word bingo reading phase 3 or phase 3 words)
- <https://www.ictgames.com/mobilePage/bingoOriginal/index.html> (bingo phase 3 and phase 3)
- <https://www.ictgames.com/mobilePage/viking/index.html> (spelling words)
- <https://www.ictgames.com/mobilePage/countingCaterpillar/index.html> (ordering numbers)
- <https://www.ictgames.com/mobilePage/hundredHunt/> (hundred hunt)
- <https://www.primarygames.co.uk/pg2/splat/splatsq100.html> (splat the 100)
- <https://www.topmarks.co.uk/maths-games/3-5-years/counting> (counting, ordering/sequencing/shape games)
- <http://www.pobble365.com/> (talk about the picture of the day)
- [www.twinkl.co.uk](http://www.twinkl.co.uk) (resources you can download)
- <https://www.teachyourmonstertoread.com/> (phonics and reading game)
- <https://uk.ixl.com/> (all areas of learning)
- <https://www.phonicsplay.co.uk/> (phonics)  
Username: march20 password: home
- [https://www.oxfordowl.co.uk/for-home/find-a-book/library-page/?view=image&query=&type=book&age\\_group=Age+4-5&level=&level\\_select=&book\\_type=&series=#](https://www.oxfordowl.co.uk/for-home/find-a-book/library-page/?view=image&query=&type=book&age_group=Age+4-5&level=&level_select=&book_type=&series=#) (ebooks)  
Login: (Nursery you can use either of these logins)

Peach: Username - Miss Johnson

Password: Peach

Pear: Username - Miss Nevard

Password: Pear



If you do not have a printer to print this out you can record in the following ways:

- Paper/card and pens
- Computer
- Ipad/tablet
- Whiteboards
- Chalk

Please keep all home learning to bring to school when we return.

We would love to see your home learning on Tapestry/ Facebook.

We hope you are all ok and staying safe.

Love from

Reception Team 😊

# Day One

## The Gruffalo

Listen to the story of The Gruffalo or read the book if you have a copy of it. Once you have listened to the story can you write a list of the different characters in the story?



<https://www.youtube.com/watch?v=s8sUPpPc8Ws>

---

---

---

---

---

Learning Objective: Maths - Problem Solving (sharing)

Use objects around your house to help you solve these maths problems.

Share out 15 biscuits between your 5 favourite toys. How many biscuits does each toy have? Is it fair?



You have 20 sweets. Your 4 teddy bears want to share them, can you help? How many sweets does each teddy bear have?



You are getting ready to have a party! You have 12 cakes and 3 friends are coming to your party. How many cakes will each friend have?



CHALLENGE: You have 15 pencils and you need to share them between your 4 favourite toys. Is it fair? Would could you do?




# Day Two

## Learning Objective: Writing - The Gruffalo

Listen to the story of the Gruffalo. Choose your favourite character from the story and write three sentences to describe them. E.g. The Gruffalo has orange eyes.

Challenge: Can you use 'and' in one of your sentences.

<https://www.youtube.com/watch?v=s8sUPpPc8Ws>



---

---

---

---

---

---

---

---

---

---



Learning Objective: Maths - Problem solving (doubling)

Use objects around your house to help you solve these maths problems.

Collect 5 pencils. If you find 5 more how many would you have altogether?

Now write this as a number sentence.




You have 10 sweets. If you double 10, how many sweets will you have altogether?

Now write this as a number sentence.



Draw a ladybird with 7 spots on one side. Now draw 7 spot on the other side. How many spots does the ladybird have altogether?

Now write this as a number sentence.




CHALLENGE: Can you think of your own doubling maths problems.

# Day Three

## Learning Objective: Writing - The Gruffalo

Create your own monster and draw a picture of it. Then, write a description of your monster, just like how the Gruffalo is described in the story.



"He has terrible tusks,



and terrible claws,



And terrible teeth in his terrible jaws."

---

---

---

---



Learning Objective: Maths - Height

Today your challenge is to find as many things around your house that are taller and shorter than you.

Make a list of all the things you find that are a taller and another list of all the things that are shorter than you.

Taller



Door

Curtains



Shorter



Teddy


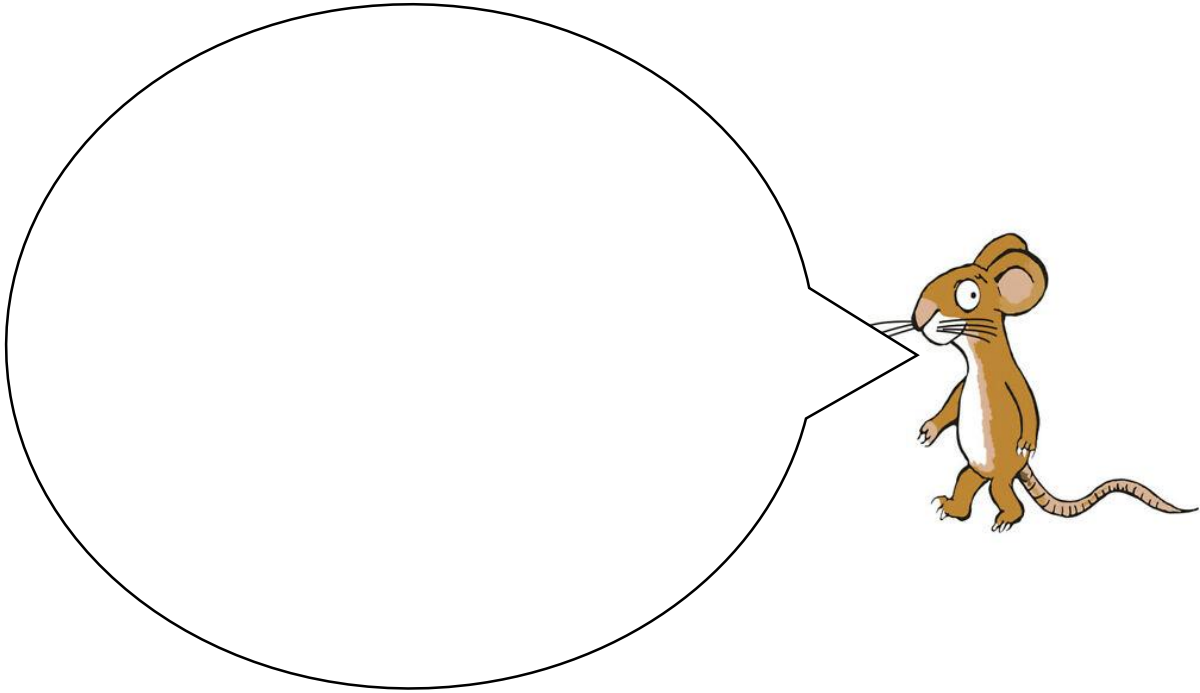
Sofa



# Day Four

## Learning Objective: Writing - The Gruffalo

Have a think about what the Gruffalo and the mouse might want to say to each other. Can you write this down in the speech bubbles?













Learning Objective: Maths- Tally chart

Make yourself a chart similar to this, ideas you can have:

- Favourite ice cream flavour
  - Eye colour
  - Favourite colour

Call your friends/family and fill in your tally chart.  
Remember a tally is like this...

Animal	How many people say this animal is their favourite?	Total
 Shark		5
 Starfish		1
 Dolphin		2
 Sea horse		1
 Jellyfish		7

Questions to ask:

- Which animal was the most popular?
- Which animal was the least popular?
- How many people responded altogether?

Day Five

Today I would like you to retell the story of the Gruffalo. You could write the story out here or you could create your own Gruffalo book. Remember to start every sentence with a capital letter and use finger spaces and full stops.



---

---

---

---

---

---

---

---

---

---

---

---

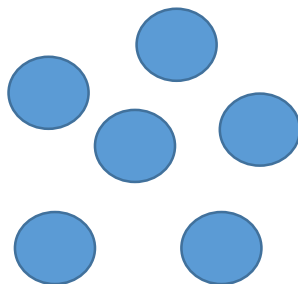
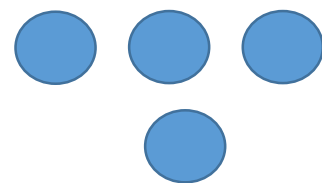
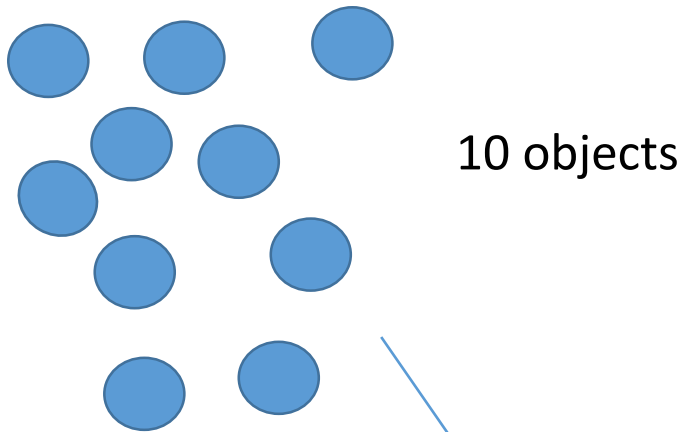
---

Learning Objective: Maths - Making 10

How many ways can you make 10 using 2 numbers.

To make this visual for your child, give them 10 objects. Can they split 10 objects into 2 groups and write down the number sentence.

For example:  $4+6=10$      $5+5=10$      $8+2=10$





























$6 + 4 = 10$



Here is a sound mat to help you.

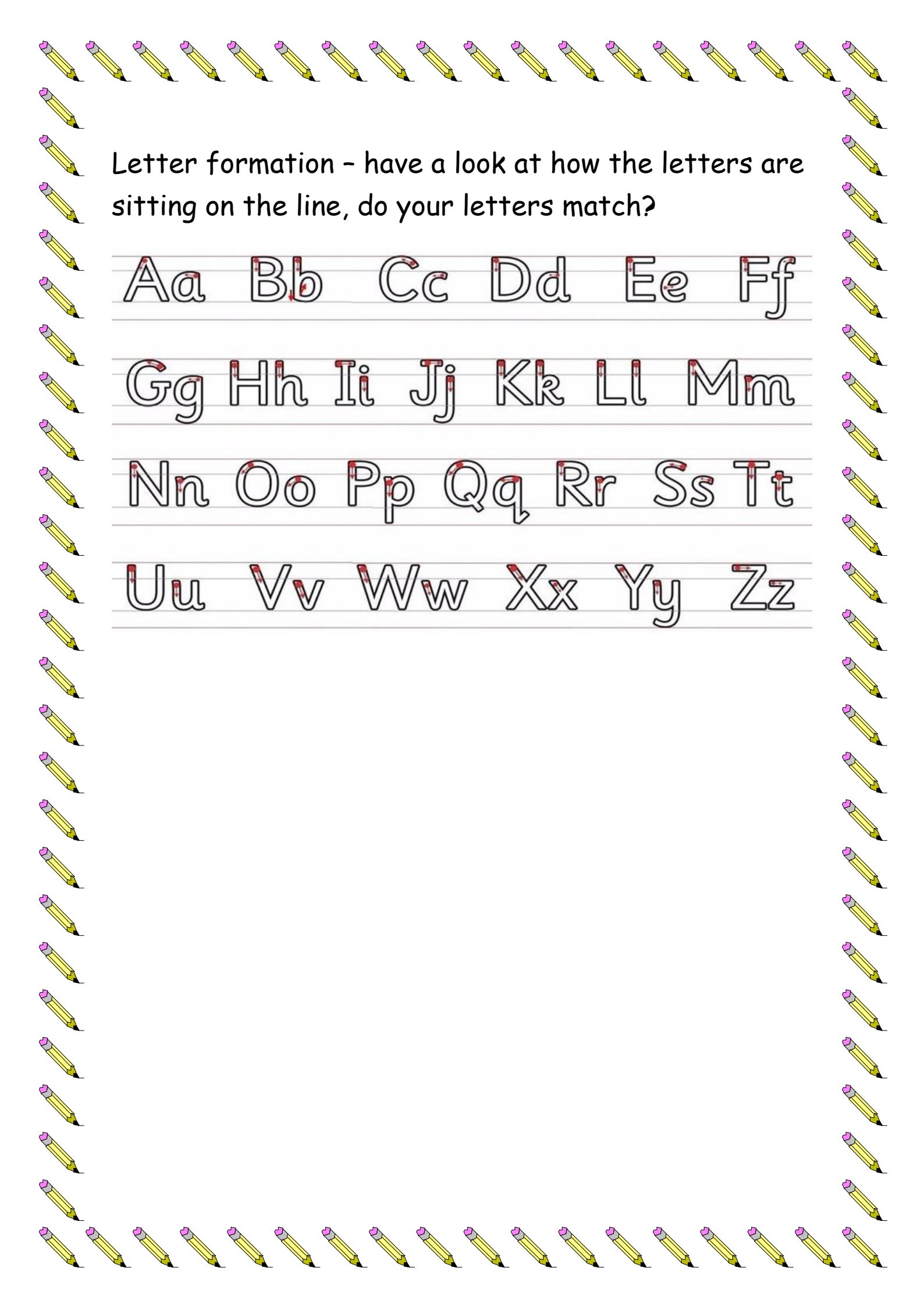
## Set 1 Sounds

m 	a 	s 	d 	t 	i 	n 
p 	g 	o 	c 	k 	ck 	u 
b 	f 	e 	l 	h 	sh 	r 
j 	v 	y 	w 	th 	z 	ch 
qu 	x 	ng 	nk 			

## Set 2 Sounds

ay 	ee 	igh 	ow 	oo 	oo 
or 	ar 	air 	ir 	ou 	oy 





Letter formation - have a look at how the letters are sitting on the line, do your letters match?

Aa Bb Cc Dd Ee Ff

Gg Hh Ii Jj Kk Ll Mm

Nn Oo Pp Qq Rr Ss Tt

Uu Vv Ww Xx Yy Zz