



Gammons Lane, Watford, WD24 5TY  
Tel: 01923 221269 e-mail: [admin@beechfield.herts.sch.uk](mailto:admin@beechfield.herts.sch.uk)

***Together, Everyone, Achieves, More***

24<sup>th</sup> January 2019

Dear Parents/ Carers

**SIMS Parent App**



Beechfield School launched the **SIMS Parent App** back in October in order to improve home/school communication. Thank you to those parents who have already registered with the app and checked the information we hold for you. It is proving to be an easy way to keep your details up-to-date with the school.


For those who have not yet registered, the app is free and helps schools comply with new GDPR data requirements by providing a simple way to collect, manage and handle information by obtaining accurate data securely from parents.


I am resending out activation emails for those parents not currently using the app. Please follow the instructions below:


1. An email will be sent to you by the school inviting you to become a SIMS Parent App user. You will receive a registration email from [noreply@sims.co.uk](mailto:noreply@sims.co.uk) containing a unique invitation code. If you have not yet received a registration email, please check your SPAM or JUNK folder. You don't need to make a copy of the code as it will be entered for you.
2. Open the email and click the link as instructed. A new Internet browser window will open and you will be asked to **Sign in**.
3. Select an existing account of your choice with which you would like to register. Currently, only the options below are available to sign in. If you use BT or Yahoo email for example, you will need to use another account type from the list below to sign in.





Choose from the sign-in options below:

 Sign in with Facebook

 Sign in with Twitter

 Sign in with Google

 Sign in with Microsoft

 Sign in with Microsoft

**Beechfield School does not see or have access to the account you use.**

4. Having entered the username and password for the chosen account, you will see the SIMS Registration Form – this should autocomplete with your name, chosen sign-in account and invitation code. Select REGISTER.
5. You will then be asked for the date of birth of one of your children at the school, in the format DD/MM/YYYY (e.g. 25/08/1975). You may be asked for your own date of birth, but please use the date of birth of one of your children.
6. You have now registered for the SIMS Parent app. You can download the app from the Google Play or Apple App store by searching for **SIMS Parent**.
7. Once you have downloaded **SIMS Parent**, you will be asked to sign in using your chosen login account details. Once you have registered you can also use [www.sims-parent.co.uk](http://www.sims-parent.co.uk) from any web browser.

Any queries, please contact the School Office.

Kind regards,

Jacqui Abington  
School Administrator